

JONATHANCOATES.COM

THE ULTIMATE AFFILIATE MARKETING CHECKLIST

*Generate Leads & Boost Sales!
(Extended Version)*

Affiliate Marketing Checklist

Getting Started



Identify your niche: Before diving in, determine your niche or area of expertise. This helps focus your marketing efforts and attract a targeted audience genuinely interested in the products or services you promote.

- **Businesses:** Align your affiliate marketing strategy with your existing product or service offerings. Consider promoting complementary products that enhance your customer experience or cater to specific customer needs.
- **Example:** An athletic apparel company could partner with an affiliate program for sports nutrition supplements.
- **Content Creators:** Leverage your content creation expertise to identify relevant affiliate marketing opportunities. Focus on products or services that resonate with your audience and align with the topics you cover.
- **Example:** A beauty blogger could promote affiliate programs for skincare products or makeup brands.



Research affiliate programs: Explore a variety of affiliate programs relevant to your chosen niche. Consider factors like commission rates, cookie duration, program reputation, ease of use, and payout methods when making your selection.

- **Access affiliate directories:** Utilize online directories to discover relevant affiliate programs across various industries. Popular options include Commission Junction, ShareASale, FlexOffers, and Awin.
- **Reach out to brands directly:** Contact brands you admire directly to inquire about their affiliate programs. This can be a great way to establish relationships and secure exclusive promotions for your audience.
 - **Tip:** Highlight your audience reach and engagement metrics when contacting brands directly.




Craft a disclosure policy: Be transparent with your audience by establishing a clear and concise disclosure policy. This policy outlines your participation in affiliate marketing programs and how you may earn commissions on referred sales.

- **Comply with FTC regulations:** Ensure your disclosure policy adheres to Federal Trade Commission (FTC) regulations. Clearly state that you are promoting affiliate products and avoid misleading practices.
- **Maintain audience trust:** Building trust is paramount in affiliate marketing. A transparent disclosure policy demonstrates your integrity and fosters a positive relationship with your audience.
 - **Placement:** Strategically place your disclosure policy on your website, blog, or social media profiles where your audience can easily access it.


Affiliate Marketing Checklist

Content Creation & Promotion




Develop high-quality content: Create valuable and engaging content that resonates with your target audience. Focus on educating, informing, and entertaining your viewers while seamlessly integrating affiliate product recommendations.

- **Businesses:** Craft blog posts highlighting product benefits, showcase product tutorials, create customer testimonials, or develop comparison guides featuring affiliate products alongside your own.
- **Content Creators:** Leverage your expertise and content format to promote affiliate products in a way that feels natural and authentic.
 - **Bloggers:** Write comprehensive product reviews, create "roundup" posts featuring multiple affiliate products, or develop gift guides that include affiliate recommendations.
 - **YouTubers:** Create product demonstration videos, unboxing videos, or product comparison reviews featuring affiliate products.
 - **Social media influencers:** Share authentic product experiences through engaging social media posts and stories. Utilize affiliate link shorteners for a seamless user experience.



Promote your content strategically: Don't rely solely on organic traffic. Utilize various marketing channels to promote your affiliate content and reach a wider audience.

- **Social media marketing:** Share your content across your social media platforms and engage with your audience by responding to comments and questions. Run targeted social media ads to reach potential customers interested in the affiliate products you promote.
 - **Utilize relevant social media hashtags:** Utilize relevant hashtags in your social media posts to increase discoverability.
- **Email marketing:** If you have an existing email list, leverage email marketing to promote your affiliate content to your subscribers. Segment your audience and tailor your email messaging to align with their interests and purchase behavior.
 - **Consider offering exclusive discounts or bonuses through your affiliate program to incentivize subscribers to click on your affiliate links.**
 - **Guest blogging and collaborations:** Partner with other content creators in your niche for guest blogging opportunities. This allows you to reach a new audience and potentially promote affiliate products through guest posts.



Optimize content for search engines: Utilize relevant keywords and search engine optimization (SEO) best practices to increase the visibility of your content in search results. This helps attract organic traffic interested in the products or services you promote.

- **Keyword research:** Conduct thorough keyword research to identify relevant keywords with high search volume and low competition. Utilize these keywords throughout your content naturally, including titles, meta descriptions, body text, image alt tags, and headlines.
- **On-page optimization:** Optimize your content for on-page elements like page loading speed, mobile-friendliness, internal linking to relevant content on your website or blog, and high-quality visuals.

Affiliate Marketing Checklist

Conversion Optimization & Tracking

- **Utilize clear and compelling CTAs:** Include clear calls to action (CTAs) in your content, directing viewers towards visiting the affiliate product pages or making a purchase.
 - **Highlight the benefits of clicking:** Briefly explain the benefits of clicking on your CTA buttons. For instance, "Shop Now and Save 15%!" or "Learn More About This Amazing Product and Get a Free Trial!"
 - **Test different CTA variations:** Experiment with different CTA button styles, placements, and wording to identify what resonates best with your audience and drives higher click-through rates.
 - **A/B testing tools:** Utilize A/B testing tools to compare different CTA variations and identify the most effective ones.

- **Track key performance indicators (KPIs):** Monitor key metrics like click-through rates, conversion rates, average order value (AOV), and sales generated through your affiliate links. This helps you assess the effectiveness of your campaigns and identify areas for improvement.
 - **Utilize affiliate marketing reporting tools:** Most affiliate programs offer built-in reporting tools that track clicks, conversions, earnings, and other valuable data points.
 - **Analyze results and refine strategies:** Regularly analyze your affiliate marketing performance data. Identify what's working well and what needs improvement. Based on your findings, refine your content creation strategies, optimize CTAs, and adjust your marketing efforts for better results.

Affiliate Marketing Checklist

Building Long-Term Success

- ❑ **Nurture relationships with affiliate programs:** Maintain positive and professional relationships with the affiliate programs you partner with. Regularly communicate with program managers and stay updated on product launches, promotional offers, and program changes.
- ❑ **Build trust and credibility:** Building trust with your audience is paramount for long-term affiliate marketing success. Consistently deliver valuable content, promote high-quality products you genuinely believe in, and avoid misleading tactics.
- ❑ **Stay updated on industry trends:** The affiliate marketing landscape is constantly evolving. Stay updated on industry trends, best practices, and platform updates to ensure your strategies remain effective.